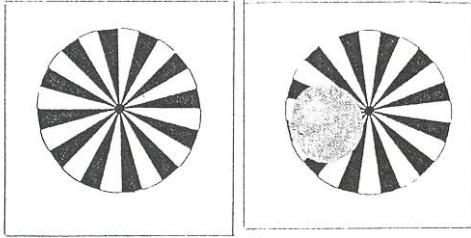



TO MAKE A RINSING ILLUSION




Start with a pinwheel with a disc
and a pinwheel without a disc.



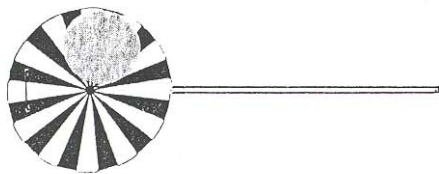
Put the two pinwheels - back to back - and align the
edges of the pinwheels by looking through them at a
bright light.



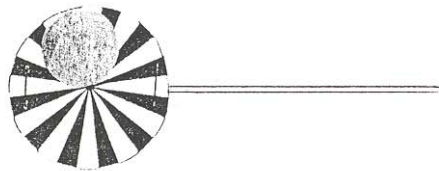
Staple the two together near the edge
inside the pinwheel.



Cut out the pinwheels.



Insert a straw opposite the staple.



Staple near the edge over the straw.