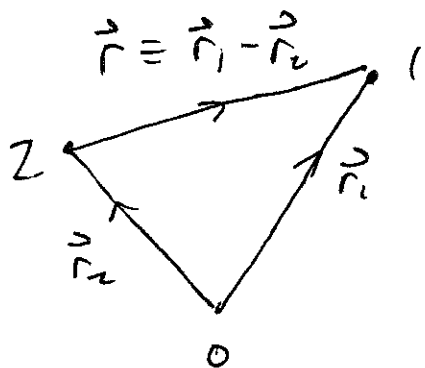


## Two-Body Central Force Problems

"The Kepler Problem" - Historically, one of the most important systems in Classical Mechanics, because it established the Newtonian Framework. The lack of friction in the system makes it particularly well-suited to our analysis methods, including the Lagrangian approach.

Two objects, mass  $m_1$  and  $m_2$ .



Assume the only force is a mutual attraction, and is conservative. Then there is a potential energy:  $U(\vec{r}_1, \vec{r}_2)$ . In fact,

$U$  only depends on the magnitude of  $\vec{r}_1 - \vec{r}_2$ . So define  $\vec{r} \equiv \vec{r}_1 - \vec{r}_2$  and  $r \equiv |\vec{r}|$ . Then

$U = U(r)$ . Then the Lagrangian is

$$\mathcal{L} = \frac{1}{2}m_1\dot{\vec{r}}_1^2 + \frac{1}{2}m_2\dot{\vec{r}}_2^2 - U(r)$$

We can simplify greatly by defining

$$\vec{R} = \vec{R}_{cm} = \frac{m_1\vec{r}_1 + m_2\vec{r}_2}{m_1 + m_2} = \frac{m_1\vec{r}_1 + m_2\vec{r}_2}{M}$$

where  $M \equiv m_1 + m_2$ . Then

$$\vec{p} = M \dot{\vec{R}} \quad \text{We can write}$$

$$\vec{r}_1 = \vec{R} + \frac{m_2}{M} \vec{r} \quad \text{and} \quad \vec{r}_2 = \vec{R} - \frac{m_1}{M} \vec{r}$$

Then the KE is

$$\begin{aligned} T &= \frac{1}{2} (m_1 \dot{\vec{r}}_1^2 + m_2 \dot{\vec{r}}_2^2) \\ &= \frac{1}{2} \left( m_1 \left( \dot{\vec{R}} + \frac{m_2}{M} \dot{\vec{r}} \right)^2 + m_2 \left( \dot{\vec{R}} - \frac{m_1}{M} \dot{\vec{r}} \right)^2 \right) \\ &= \frac{1}{2} \left( M \dot{\vec{R}}^2 + \frac{m_1 m_2}{M} \dot{\vec{r}}^2 \right) \end{aligned}$$

Now define

$$\mu = \frac{m_1 m_2}{M} = \frac{m_1 m_2}{m_1 + m_2} = \text{"reduced mass"} \\ = \text{units of kg.}$$

$$\text{Then } T = \frac{1}{2} M \dot{\vec{R}}^2 + \frac{1}{2} \mu \dot{\vec{r}}^2$$

Then

$$\mathcal{L} = T - U = \underbrace{\frac{1}{2} M \dot{\vec{R}}^2}_{\mathcal{L}_{cm}} + \underbrace{\left( \frac{1}{2} \mu \dot{\vec{r}}^2 - U(r) \right)}_{\equiv \mathcal{L}_{rel}}$$

The physics is described by the motion of the center of mass and the relative motion of the reduced mass.

Fortunately,  $\vec{R}$  is ignorable, it does not appear in the equations of motion. In fact,

$$\mathcal{L}_{CM} = \frac{1}{2} M \dot{\vec{R}}^2$$

is the Lagrangian for a single <sup>free</sup> particle of mass  $M$ .

For  $\vec{r}$ , we have  $\mathcal{L}_{rel}$ , and the  $\vec{r}$  equation of motion is

$$\mu \ddot{\vec{r}} = -\nabla U(\vec{r}),$$

Newton's 2<sup>nd</sup> Law for a ~~pa~~ fictitious particle of mass  $\mu$ .

Now if we choose the reference frame to be fixed w/respect to the CM, then  $\dot{\vec{R}} = \emptyset$ ,

so

$$\mathcal{L} = \mathcal{L}_{rel} = \frac{1}{2} \mu \dot{\vec{r}}^2 - U(\vec{r}).$$

Angular Momentum:

$$\begin{aligned} \vec{L} &= \vec{r}_1 \times \vec{p}_1 + \vec{r}_2 \times \vec{p}_2 \\ &= m_1 \vec{r}_1 \times \dot{\vec{r}}_1 + m_2 \vec{r}_2 \times \dot{\vec{r}}_2 \end{aligned}$$

In the CM frame, with  $\dot{\vec{R}} = \emptyset$ , then

~~$$\vec{r}_1 = \frac{m_2}{M} \vec{r}, \quad \vec{r}_2 = \frac{m_1}{M} \vec{r}, \quad \text{and}$$~~

$$\begin{aligned} \vec{L} &= \frac{m_1 m_2}{M^2} (m_2 \vec{r} \times \dot{\vec{r}} + m_1 \dot{\vec{r}} \times \vec{r}) \\ &= \vec{r} \times \mu \dot{\vec{r}} \end{aligned}$$

where ~~where~~

Since  $\vec{L}$  is constant, the direction of  $\vec{r} \times \dot{\vec{r}}$  is constant, so they stay in the same plane  $\Rightarrow$  the entire motion is in a fixed plane.

Polar Coordinates

$$\mathcal{L}_{rel} = \frac{1}{2}\mu(\dot{r}^2 + r^2\dot{\phi}^2) - U(r)$$

Then  $\frac{\partial \mathcal{L}}{\partial \dot{\phi}} = \mu r^2 \dot{\phi} = \text{constant} = \mathcal{L}$  ( $\phi$  equation)

or  $\dot{\phi} = \frac{\mathcal{L}}{\mu r^2}$

And  $\frac{\partial \mathcal{L}}{\partial r} = \frac{d}{dt} \frac{\partial \mathcal{L}}{\partial \dot{r}}$  or

$$\mu r \dot{\phi}^2 - \frac{dU}{dr} = \mu \ddot{r} \quad (r \text{ equation})$$

This is the radial component of  $\vec{F} = m\vec{a}$ .

Substituting for  $\dot{\phi}$ ,

$$\mu \ddot{r} = -\frac{dU}{dr} + \underbrace{\mu r \dot{\phi}^2}_{F_{CF}} = -\frac{dU}{dr} + F_{CF}$$

$\equiv F_{CF} =$  "fictitious centrifugal force"

$$F_{CF} \equiv \mu r \dot{\phi}^2 = \mu \frac{(r\dot{\phi})^2}{r} = \mu \frac{v_r^2}{r}$$

The best part is that the "centrifugal" force can be written as the derivative of a fictitious potential energy:

$$F_{CF} = \mu r \dot{\phi}^2 = \frac{L^2}{\mu r^3} \quad \left( \text{using } \dot{\phi} = \frac{L}{\mu r^2} \right)$$

$$\text{or } F_{CF} = -\frac{d}{dr} \left( \frac{L^2}{2\mu r^2} \right) \equiv -\frac{d}{dr} U_{CF},$$

where  $U_{CF} = \frac{L^2}{2\mu r^2}$ . Then the radial equation

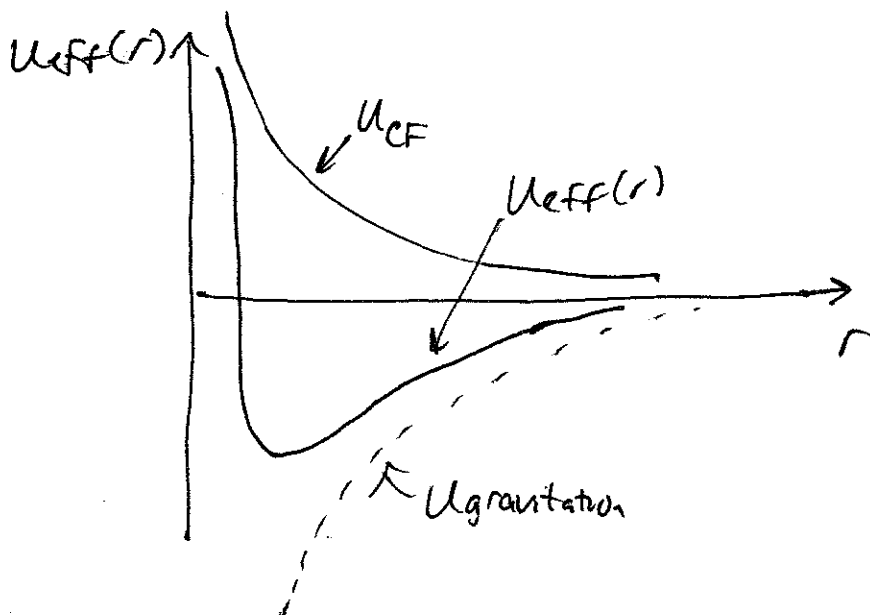
$$\text{is } \mu \ddot{r} = -\frac{d}{dr} \underbrace{\left[ U(r) + U_{CF}(r) \right]}_{\equiv U_{\text{eff}}(r)}$$

$$\text{where } U_{\text{eff}}(r) = U(r) + U_{CF}(r) = U(r) + \frac{L^2}{2\mu r^2}$$

$U_{\text{eff}}$  is the effective potential energy for the radial motion, ignoring the  $\phi$  motion. In other words, the radial motion is identical to what it would be if the particle were moving in a potential with the form of  $U_{\text{eff}}$ .

For a gravitational field,

$$U_{\text{eff}}(r) = -\frac{Gm_1 m_2}{r} + \frac{l^2}{2\mu r^2}$$



### Energy Conservation

Multiply the  $r$  equation by  $\dot{r}$ :

$$\mu \dot{r} \ddot{r} = -\frac{dU_{\text{eff}}}{dr} \dot{r} = -\frac{dU_{\text{eff}}}{dr} \frac{dr}{dt} = -\frac{dU_{\text{eff}}}{dt}$$

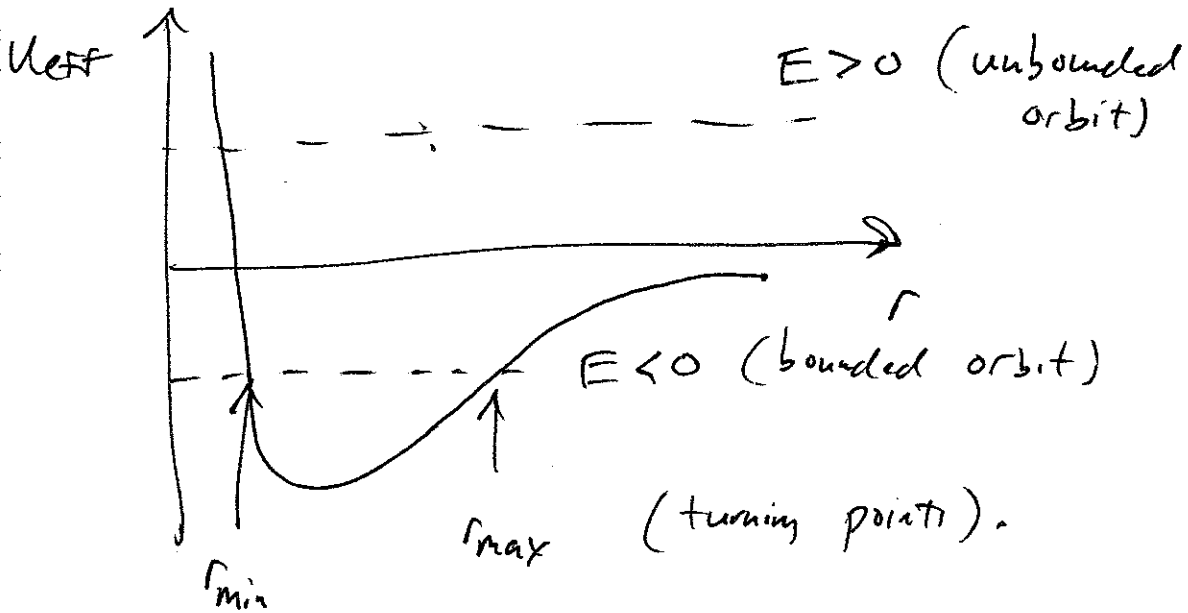
$$\frac{d}{dt} \left( \frac{1}{2} \mu \dot{r}^2 \right)$$

$$\frac{d}{dt} \left( \frac{1}{2} \mu \dot{r}^2 \right) + \frac{d}{dt} (U_{\text{eff}}) = 0$$

$$\frac{d}{dt} \left( \frac{1}{2} \mu \dot{r}^2 + U_{\text{eff}} \right) = 0$$

$$\text{or } \frac{1}{2} \mu \dot{r}^2 + U_{\text{eff}} = \text{constant} = E \quad (\text{Energy conservation}).$$

Bounded or Unbounded orbit?



Orbital Equation

We would like to know the shape of the orbit,  $r(\phi)$ . So we re-write the equation of motion:

$$\mu \ddot{r} = F(r) + \frac{l^2}{\mu r^3}, \quad F(r) = -\frac{dU}{dr}$$

Substitute  $u = \frac{1}{r}$  or  $r = \frac{1}{u}$

and replace  $\frac{d}{dt}$  by

$$\frac{d}{dt} = \frac{d\phi}{dt} \frac{d}{d\phi} = \dot{\phi} \frac{d}{d\phi} = \frac{l}{\mu r^2} \frac{d}{d\phi} = \frac{lu^2}{\mu} \frac{d}{d\phi}$$

Then

$$\dot{r} = \frac{d}{dt} r = \frac{lu^2}{\mu} \frac{d}{d\phi} \left( \frac{1}{u} \right) = -\frac{l}{\mu} \frac{du}{d\phi}$$

and

$$\ddot{r} = \frac{d}{dt} \dot{r} = \frac{lu^2}{\mu} \frac{d}{d\phi} \left( -\frac{l}{\mu} \frac{du}{d\phi} \right) = -\frac{l^2 u^2}{\mu^2} \frac{d^2 u}{d\phi^2}$$

Then the Equation of Motion is

$$m\ddot{r} = F(r) + \frac{l^2}{mr^3}$$

↓

$$-\frac{l^2 u^2}{\mu} \frac{du}{d\phi^2} = F + \frac{l^2 u^3}{\mu}$$

$$u''(\phi) = -u(\phi) - \frac{\mu}{l^2 u^2(\phi)} F$$

This differential Equation determines  $u(\phi)$ . Then  $r(\phi)$  is just  $\frac{1}{u(\phi)}$ .

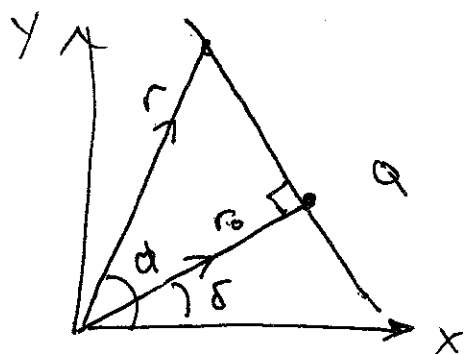
Example: Free Particle

Then  $F = 0$ , so  $u''(\phi) = -u(\phi)$ .

Solution,  $u(\phi) = A \cos(\phi - \delta)$

Then  $r(\phi) = \frac{1}{u(\phi)} = \frac{r_0}{\cos(\phi - \delta)}$  where  $r_0 = \frac{1}{A}$

This is a line in polar coordinates



~~The~~ The line is defined by the fact that

$$r(\phi) \cos(\phi - \delta) = \text{constant} = r_0.$$



More important is the case of the inverse-square law:

$$F(r) = -\frac{\sigma}{r^2} = -\gamma u^2, \quad \gamma = \sigma M m \text{ for gravity}$$

Then

$$u''(\phi) = -u(\phi) + \frac{\sigma M}{l^2}$$

Eq. of Motion for inverse square law.

Substitute  $w(\phi) = u(\phi) - \frac{\sigma M}{l^2}$ , then

$$w''(\phi) = -w(\phi)$$

Solution:  $w(\phi) = A \cos(\phi - \delta)$ . Make  $\delta = \phi$  by choosing an appropriate direction for  $\phi = 0$ .

Then

$$u(\phi) = \frac{\sigma M}{l^2} + A \cos \phi = \frac{\sigma M}{l^2} \left( 1 + \frac{A l^2}{\sigma M} \cos \phi \right)$$

Define  $\epsilon \equiv \frac{A l^2}{\sigma M}$ , Then

$$u(\phi) = \frac{\sigma M}{l^2} (1 + \epsilon \cos \phi)$$

Also define  $c = \frac{l^2}{\sigma M}$  = units of length

Then

$$\frac{1}{r(\phi)} = \frac{1}{c} (1 + \epsilon \cos \phi)$$

or 
$$r(\phi) = \frac{c}{1 + \epsilon \cos \phi}$$

### Bounded Orbits

Two important cases: IF  $\epsilon < 1$ , then the denominator is always greater than zero, and then  $r(\phi)$  has a maximum and a minimum. (bounded)

But if  $\epsilon = 1$  or  $\epsilon > 1$ , then the denominator goes to zero at some angle, and  $r \rightarrow \infty$  (unbounded)

For  $\epsilon < 1$ ,

$$r_{\min} = \frac{c}{1 + \epsilon} \quad \text{and} \quad r_{\max} = \frac{c}{1 - \epsilon}$$

$r_{\min}$  is "perihelion" when  $\phi = 0$  and  $\cos \phi = 1$ .

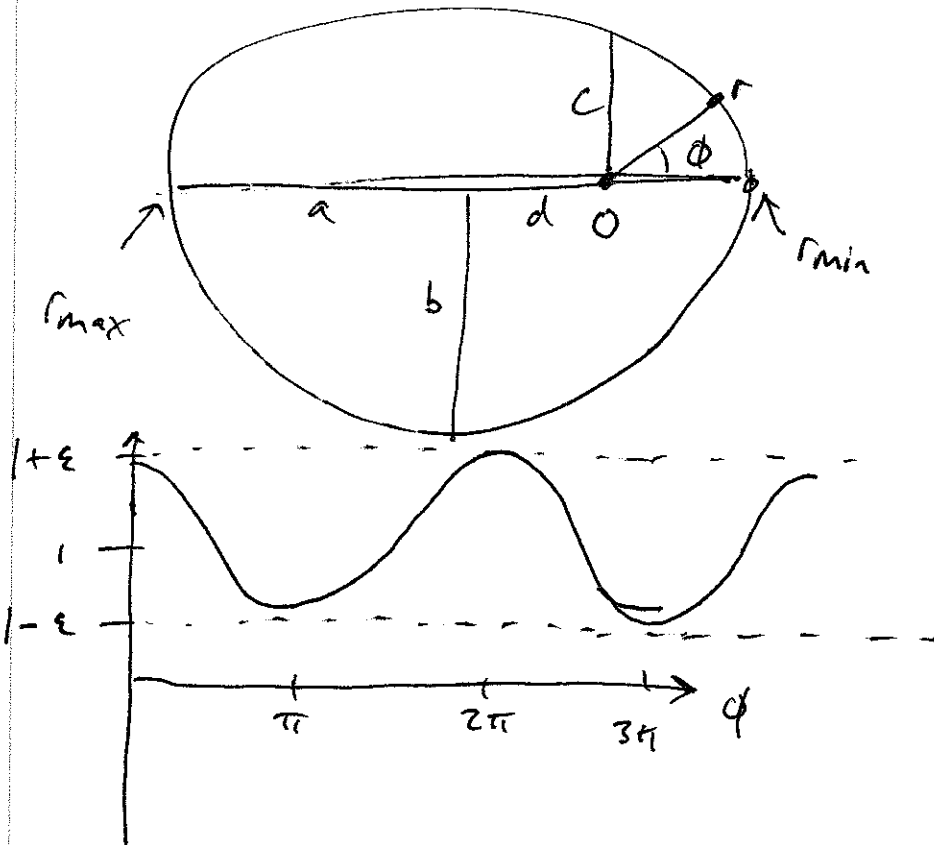
$r_{\max}$  is "aphelion" when  $\phi = \pi$  and  $\cos \phi = -1$ .

Most importantly,

~~$$r(\phi = 0) = r(\phi = 2\pi)$$~~

$$r(\phi = 0) = r(\phi = 2\pi), \text{ so}$$

$r(\phi)$  is periodic with period  $2\pi$ . In other words the orbits close on themselves after just one revolution.



~~201~~ The Equation  $r(\phi) = \frac{c}{1 + \epsilon \cos \phi}$

can be rewritten in cartesian coordinates as

$$\frac{(x+d)^2}{a^2} + \frac{y^2}{b^2} = 1$$

where  $a = \frac{c}{1 - \epsilon^2}$ ,  $b = \frac{c}{\sqrt{1 - \epsilon^2}}$ , and  $d = a\epsilon$ .

This is the standard equation for an ellipse in cartesian coordinates.

The ratio of the major and minor axes is

$$\frac{b}{a} = \sqrt{1 - e^2}$$

or 
$$e = \sqrt{1 - \left(\frac{b}{a}\right)^2}$$

This is the definition of the eccentricity of the ellipse. If  $b = a$ , then  $e = 0$ , and we have a circle with no eccentricity. If  $b \gg a$ , then  $e \rightarrow 1$ , and we have high eccentricity.

Also  $d = ae$ ,  $ae$  is the distance from the center of the ellipse to the sun, or the focus of the ellipse.

Period: Kepler's 2nd Law follows from conservation of angular momentum:

$$\frac{dA}{dt} = \frac{L}{2\mu}$$

But the Area of an ellipse is  $\pi ab$ , so the period ( $\tau$ ) is

$$\tau = \frac{A}{dA/dt} = \frac{2\pi ab\mu}{L}$$

Square both sides and substitute  $b^2 = a^2(1 - e^2)$

$$\tau^2 = \frac{4\pi^2 a^4 \overbrace{(1-e^2)}^{cla} \mu^2}{l^2} = \frac{4\pi^2 a^3 \mu^2}{l^2}$$

And since  $e = \frac{l^2}{r\mu}$ , we have

$$\tau^2 = \frac{4\pi^2 a^3 \mu}{r}$$

$$G\mu M, \quad M = M_s + M_p \approx M_s$$

For gravity,  $r = G M_s m_p^{\frac{1}{2}}$ , where  $M_s \gg m_p$  for the case of the sun and a planet, so

$$\tau \approx G\mu M_s \quad \tau_{\text{th}}$$

$$\tau^2 = \frac{4\pi^2}{G M_s} a^3$$

Kepler's 3<sup>rd</sup> Law.

Notice that for gravity, the mass of the planet (or comet or asteroid) has cancelled. So all objects in the same orbit have the same period.

Relationship between energy and eccentricity.

$$\begin{aligned} E = U_{\text{eff}}(r_{\text{min}}) &= -\frac{\tau}{r_{\text{min}}} + \frac{l^2}{2\mu r_{\text{min}}^2} \\ &= \frac{1}{2r_{\text{min}}} \left( \frac{l^2}{\mu r_{\text{min}}} - 2\tau \right) \end{aligned}$$

$$\text{Also } r_{\min} = \frac{c}{1+\epsilon} = \frac{l^2}{\gamma\mu(1+\epsilon)}$$

$$\text{Then } E = \frac{\gamma\mu(1+\epsilon)}{2l^2} [r(1+\epsilon) - 2r]$$

$$E = \frac{\gamma^2\mu}{2l^2} (\epsilon^2 - 1)$$

Notice that  $\epsilon < 1$  gives a negative energy ( $E < 0$ ), so the orbit is bounded.

$\epsilon = 1$  gives  $E = 0$ , and unbounded orbit. (parabolic)

$\epsilon > 1$  gives a positive energy, and an unbounded hyperbolic orbit. The lowest energy can be for a given  $l$  is  $\epsilon = 0$ , or  $E = -\frac{\gamma^2\mu}{2l^2}$ .

### Apsidal angles and Precession

The  $r_{\max}$  and  $r_{\min}$  are also called "apsides."

From energy considerations we can determine the angular change between any two values of  $r$ , and, in particular, any two apsides.

$$E = \frac{1}{2} \mu \dot{r}^2 + u_{\text{eff}}(r) = \frac{1}{2} \mu \dot{r}^2 + \frac{1}{2} \frac{l^2}{\mu r^2} + u(r)$$

$$\therefore \dot{r} = \sqrt{\frac{2}{\mu} (E - u(r)) - \frac{l^2}{\mu r^2}}$$

substituting  $d\phi = \frac{d\phi}{dt} \frac{dt}{dr} dr = \frac{\dot{\phi}}{\dot{r}} dr$

Also,  $\dot{\phi} = \frac{l}{\mu r^2}$ , so

$$d\phi = \frac{l}{\mu r^2} \frac{1}{\dot{r}} dr$$

And putting in the above expression for  $\dot{r}$ :

$$d\phi = \frac{l}{\mu r^2} \frac{dr}{\sqrt{\frac{2}{\mu} (E - u(r)) - \frac{l^2}{\mu r^2}}}$$

$$d\phi = \frac{\frac{l}{r^2} dr}{\sqrt{2\mu (E - u(r)) - \frac{l^2}{r^2}}}$$

$$d\phi = \frac{\frac{l}{r^2} dr}{\sqrt{2\mu \left( E - u(r) - \frac{l^2}{2\mu r^2} \right)}}$$


Now we can integrate between any two values of  $r$  to get the angular change:

$$\phi(r) = \int_{r_1}^{r_2} \frac{\frac{d}{dr}}{\sqrt{2\mu \left( E - U(r) - \frac{L^2}{2\mu r^2} \right)}} dr$$

In particular, if we integrate from  $r_{\min}$  to  $r_{\max}$ , and multiply by two, we get the angular change between two values of  $r_{\min}$ :

$$\Delta\phi = 2 \int_{r_{\min}}^{r_{\max}} \frac{\frac{d}{dr}}{\sqrt{2\mu \left( E - U(r) - \frac{L^2}{2\mu r^2} \right)}} dr$$

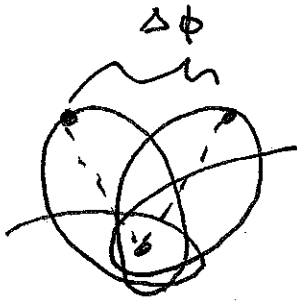
For a closed elliptical orbit,  $\Delta\phi$  will be  $2\pi$ :



But depending on the force law,  $\Delta\phi$  could be different than  $2\pi$ :



They we say that the orbit precesses:




or  $U(r) \sim \frac{k}{r^n}$

It can be shown that for  $F(r) \sim \frac{k}{r^{n+1}}$  where

$n$  is some integer, then closed paths occur when  $n = -2$  or  $+1$ .

harmonic oscillator potential.



closed paths  $\sqrt{-n+2}$

In general,  $\sqrt{-n+2}$  must be a rational number, for a closed path

### Precession of Mercury

In the solar system, planets are subject to gravity of the sun, but also gravitational interactions with the other planets. The total force is not a simple inverse square law, and this causes the apsides of the elliptical orbits to precess. Newton argued that careful observation of the precession would provide a sensitive test of the inverse square law, once the effect of the other planets is included and accounted for.

For Mercury, calculations based on Newtonian inverse-square gravity, and including the effects of the other planets, predict that the precession should be 531" (~~deg~~ arc-seconds,  $\frac{1}{3600}$  of a degree) per century. Observations found

the Mercury's orbit precesses at 574" per century, an excess of 43" per century.

This was first noticed in 1845 by Le Verrier. Similar observations of Uranus' orbit led to the discovery of Neptune in 1846. In the case of Mercury, the 43" excess was finally understood to be a consequence of General Relativity, and this was one of the very first observational pieces of evidence in favor of GR.

In the case of a weak gravitational field, we can think of GR as being a small correction to Newton's Inverse Square Law of the form:

$$F(r) = \underbrace{-\frac{GMm}{r^2}}_{\text{Newton}} - \underbrace{\frac{3GM\ell^2}{c^2 m}}_{\text{Einstein}} \frac{1}{r^4}$$

Recall our Equation of Motion for  $r(\phi)$ :

$$u''(\phi) = -u(\phi) - \frac{\mu}{l^2 u^2(\phi)} F$$

when  $u \equiv \frac{1}{r}$  and  $\mu = \text{reduced mass} \approx m$

↑  
for the Sun  
- Mercury system.

$$\text{or } u''(\phi) + u(\phi) = \frac{\mu}{l^2 u^2(\phi)} F$$

In terms of  $u$ ,

$$F(u) = -GMmu^2 - \frac{3GMl^2}{c^2 m} u^4$$

so we have

$$u''(\phi) + u(\phi) = \underbrace{\frac{GMm^2}{l^2}}_{\text{Newton}} + \underbrace{\frac{3GM}{c^2} u^2(\phi)}_{\text{Einstein}}$$

Simplify notation:

$$\frac{1}{2} \equiv \frac{GMm^2}{l^2}$$

$$\delta = \frac{3GM}{c^2}$$

$$u''(\phi) + u(\phi) = \frac{1}{\alpha} + \delta u^2(\phi)$$

Non-linear equation of Motion. Solve by successive approximation. First guess = we take the pure elliptical orbit predicted by Newton alone:

$$u_1 = \frac{1}{\alpha} (1 + \epsilon \cos \phi), \quad (\text{where } \alpha = c \text{ from our earlier notation})$$

Then, substituting on the right hand side,

$$\begin{aligned} u''(\phi) + u(\phi) &\approx \frac{1}{\alpha} + \frac{\delta}{\alpha^2} \left[ 1 + 2\epsilon \cos \phi + \underbrace{\epsilon^2 \cos^2 \phi}_{\downarrow} \right] \\ &= \frac{1}{\alpha} + \frac{\delta}{\alpha^2} \left[ 1 + 2\epsilon \cos \phi + \frac{\epsilon^2}{2} (1 + \cos 2\phi) \right] \end{aligned}$$

We must add a second function to our guess that reproduces this term in brackets

Such a function is

$$u_{\text{particular}}(\phi) = \frac{\delta}{\alpha^2} \left[ \left(1 + \frac{\epsilon^2}{2}\right) + \epsilon \sin(\phi) - \frac{\epsilon^2}{4} \cos(2\phi) \right]$$

Then our second guess is

$$u_2(\phi) = u_1(\phi) + u_{\text{particular}}(\phi)$$

$$u_2(\phi) = \left[ \frac{1}{a} (1 + e \cos \phi) + \frac{\delta e}{a^2} \phi \sin \phi \right] + \left[ \frac{\delta}{a^2} \left( 1 + \frac{e^2}{2} \right) - \frac{\delta e^2}{6a^2} \cos 2\phi \right]$$

These terms do not cause a precession, because they average out to a constant value. They represent a small, periodic disturbance to the normal Keplerian Ellipse.

in brackets

The first term we call the "secular" terms:

$$u_{\text{secular}}(\phi) = \frac{1}{a} \left[ (1 + e \cos \phi) + \frac{\delta e}{2} \phi \sin \phi \right]$$

We can expand  $1 + e \cos\left(\phi - \frac{\delta}{2}\phi\right)$  as follows

$$1 + e \cos\left(\phi - \frac{\delta}{2}\phi\right) = 1 + e \left( \cos \phi \cos\left(\frac{\delta}{2}\phi\right) + \sin \phi \sin\left(\frac{\delta}{2}\phi\right) \right)$$

$$\approx 1 + e \cos \phi + \frac{\delta e}{2} \phi \sin \phi$$

by approximating  $\cos\left(\frac{\delta}{2}\phi\right) \approx 1$ ,  $\sin\left(\frac{\delta}{2}\phi\right) \approx \frac{\delta}{2}\phi$ ,

because  $\delta$  is small.

Now we can write

$$u_{\text{secular}} \approx \frac{1}{2} \left[ 1 + e \cos \left( \phi - \frac{\delta}{2} \phi \right) \right]$$

The apside precesses when the argument of the cosine function increases by  $2\pi$ :

$$\phi - \frac{\delta}{2} \phi = 2\pi$$

$$\text{or } \phi = \frac{2\pi}{1 - (\delta/2)} \approx 2\pi \left( 1 + \frac{\delta}{2} \right)$$

Therefore the effect of the Einstein term is that the apside is displaced in  $\phi$  by an amount

$$\Delta \approx \frac{2\pi\delta}{2} \text{ on each orbit.}$$

$$= 6\pi \left( \frac{GMm}{cl} \right)^2$$

Use: using ~~the~~  $a = \text{semi-major axis} = \frac{c}{1-e^2} = \frac{\alpha}{1-e^2}$

$$a(1-e^2) = c = \alpha$$

$$\frac{\alpha \cancel{e^2}}{\mu r}$$

$$\text{we have } l^2 = \mu r a (1-e^2) = \mu (GMm) a (1-e^2)$$

$$\approx \downarrow m (GMm) a (1-e^2)$$

$$\text{or } e^2 \approx GM_m^2 a (1 - e^2)$$

$$\text{so } \Delta = 6\pi \left( \frac{GM}{c} \right)^2 \frac{1}{e^2}$$

$$\Delta = \frac{6\pi GM}{ac^2(1-e^2)}$$

$\Delta$  is largest ~~if~~ if  $a$  (semi-major axis) is small and  $e$  is close to 1.

Mercury has the smallest ( $a$ ) (0.387 au) and a ~~the~~ reasonably large  $e$  (0.2056), leading to

$$\Delta = 43.03'' \pm 0.03'' \text{ per century}$$

compared to observation of  $43.11'' \pm 0.45''$  per century.

This was the 1<sup>st</sup> confirming evidence for general relativity.

## Changes of Orbit

Orbital Equation:  $r(\phi) = \frac{c}{1 + \epsilon \cos(\phi - \delta)}$

$\delta$  = phase at  $\phi = \phi$ , for any single orbit  
This can be chosen to be zero.

$\epsilon$  = eccentricity

$c = \frac{l^2}{r\mu}$ ,  $r = GM_1 m_2$  for gravity  
 $\mu$  = reduced mass

$l$  = angular momentum

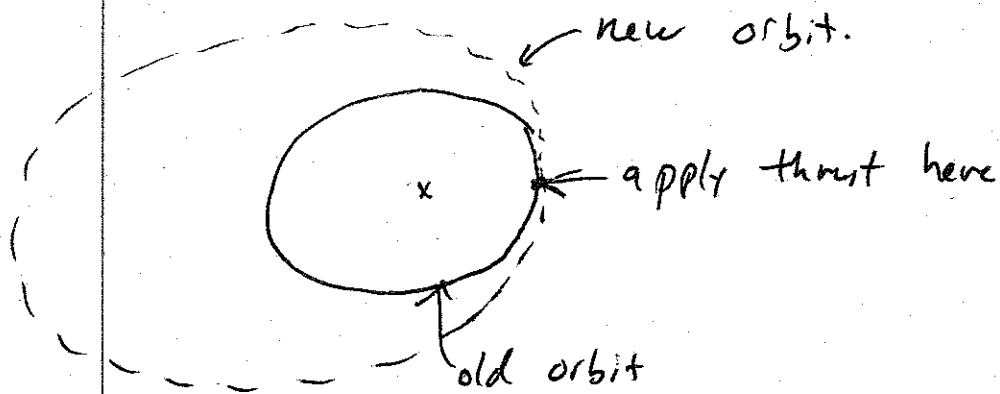
$E = \text{total energy} = \frac{r^2 \mu}{2l^2} (\epsilon^2 - 1)$

If we apply thrust for a short period of time, we can change  $l$  (by changing  $\vec{p}$  and  $\vec{r} \times \vec{p}$ ) and  $E$ . The eccentricity  $\epsilon$  will adjust so that

$$E = \frac{r^2 \mu}{2l^2} (\epsilon^2 - 1)$$

is still satisfied. The new orbit will meet the old orbit at the location where the thrust was applied!





The angle at which the thrust is applied is very important. If applied along the direction of the center-of-force (the sun or earth), ~~then~~ and if we choose that location as our origin, then the angular momentum cannot change, but E will.

Or, if applied tangentially to the orbit, then both  $l$  and  $E$  will change,  $e$  will adjust to satisfy the new  $l$  &  $E$ .

For the case of a short burst of thrust, we can set the two orbital equations equal to each other at the location of the thrust:

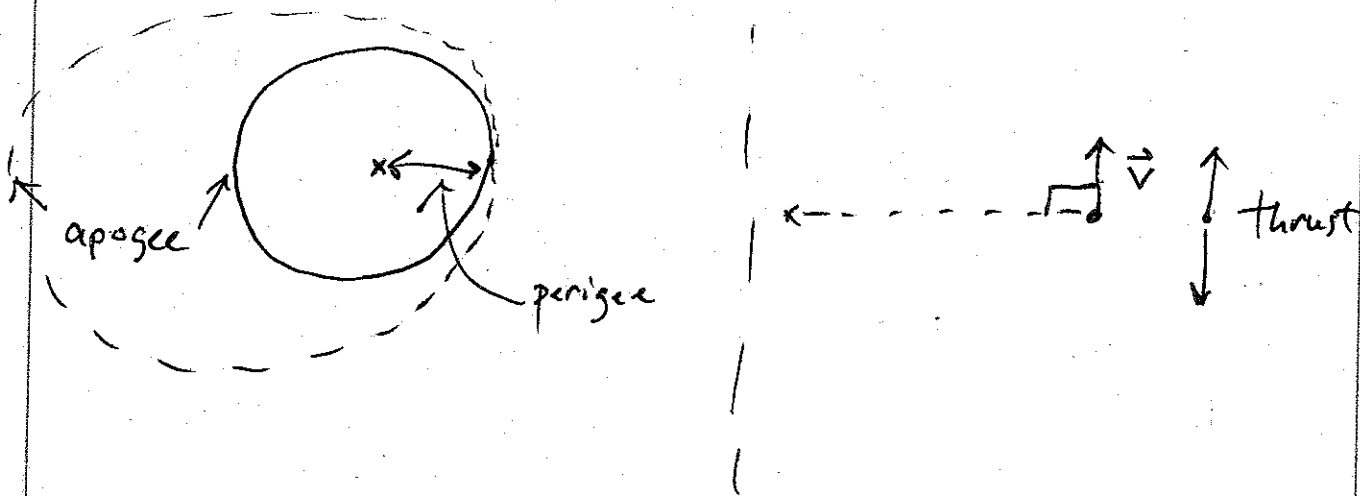
$$\frac{c_1}{1 + \epsilon_1 \cos(\phi_0 - \delta_1)} = \frac{c_2}{1 + \epsilon_2 \cos(\phi_0 - \delta_2)}$$

where  $\phi_0$  is the location of the thrust, and  $c_1, \epsilon_1, \delta_1$ , and  $c_2, \epsilon_2, \delta_2$  are the

orbital parameters. Given a known change in velocity, we can calculate the new  $E_2$  by adding KE to the old  $E_1$ , and the new  $l_2$  from the old  $l_1$  (adding  $\vec{r} \times m\Delta\vec{v}$ ). This gives us the new  $e_2$  and  $\delta_2$ . Then the phase  $\delta_2$  can be determined from the above equation (perhaps tediously).

Special case: A tangential thrust applied at Perigee

Perigee: position of closest approach.



Choose  $\phi_0 \neq \phi$  such that  $\delta_1 = \phi$ . Then perigee

occurs when  $\cos(\phi_0 - \delta_1) = +1$

and  $\cos(\phi_0 - \delta_2) = +1$  so

$$\left. \frac{c_1}{1 + e_1} = \frac{c_2}{1 + e_2} \right\} \text{distances of closest approach.}$$

Let  $\lambda$  be the ratio of velocities (after thrust and before.):

$$v_2 = \lambda v_1, \quad \lambda > 1 \text{ means forward thrust}$$

$$0 < \lambda < 1 \text{ means backward thrust}$$

At perigee angular momentum is very simple:

$$L_1 = \mu r v$$

$$\text{so } L_2 = \lambda L_1$$

while  $e_2 = \frac{L_2^2}{r \mu}$  so  $e_2 = \lambda^2 e_1$ . Then

our orbital equality is

$$\frac{c_1}{1 + e_1} = \frac{\lambda^2 c_1}{1 + e_2}$$

$$1 + e_2 = \lambda^2 (1 + e_1) = \lambda^2 + \lambda^2 e_1$$

$$\boxed{e_2 = \lambda^2 e_1 + \lambda^2 - 1}$$

For  $\lambda > 1$ , (forward thrust),  $e_2 > e_1$ ,

so the new orbit has the same perigee, but higher eccentricity (and higher  $E$  &  $a$ ).

For  $\lambda < 1$ , (backward thrust),  $e_2 < e_1$ , and

the new orbit lies inside the old orbit and is closer to circular.