

WebAssign®



Welcome to WebAssign!

1st Day of Class

1730 Varsity Drive
Suite 200
Raleigh, NC 27606

Tel: (800) 955-8275 or (919) 829-8181
Fax: (919) 829-1516

E-mail: info@webassign.net

How to Self-Enroll in WebAssign

Your instructor has decided to allow students to self-enroll into this WebAssign course.

- Please go to the login page at <https://www.webassign.net/login.html>
- Your Class Key is: **umd 9123 9288**

Click the I have a Class Key button

Search

Contact Us

WebAssign

Student Resources

Technical Support

Student Guide

Faculty Resources

Technical Support

Online Manual

WebAssign Login

Welcome to WebAssign!

Username

Institution [\(what's this?\)](#)

Password [\(Reset Password\)](#)

Use the username, institution, and password provided by your instructor or account representative.

Log In

[\(Trouble Logging In?\)](#)



Students: If your instructor gave you a Class Key, add yourself to that class here.

I have a Class Key

Tip: bookmark this page for quick access to WebAssign.

Enter and Submit the Class Key

Class Key

Enter the Class Key that you received from your instructor. You will only need to complete this once. After you have created your account, you can log in on the main page.


Class Key

Class Keys generally start with an institution code, followed by two sets of four digits.

Verify Class Information

- If the correct course and section is not listed, check with your instructor.

Verify Class Information

 Your Class Key has been recognized.

Verify that this is your class information.

Course 002 - Section 01
Instructor: Rita Norris
WebAssign University

Create a New Account or Use Your Existing One

- To create an account, select the first button and click **Continue**.
- To use an existing account, select the second button and log in using your login information.

Verify Class Information

Your Class Key has been recognized.

Verify that this is your class information.

Course 002 - Section 01
Instructor: Rita Norris
WebAssign University

I need to create a WebAssign account.
 I already have a WebAssign account.

For New Accounts, Enter Your Information

Log In Information

Required fields are marked with an asterisk (*).

Preferred Username *

Your username may contain letters, numbers, and the following characters: underscore (_), hyphen (-), period (.)

Institution Code

webassign

Choose a Password *

Re-Enter Password *

Passwords are case-sensitive.

Student Information

Required fields are marked with an asterisk (*).

First Name *

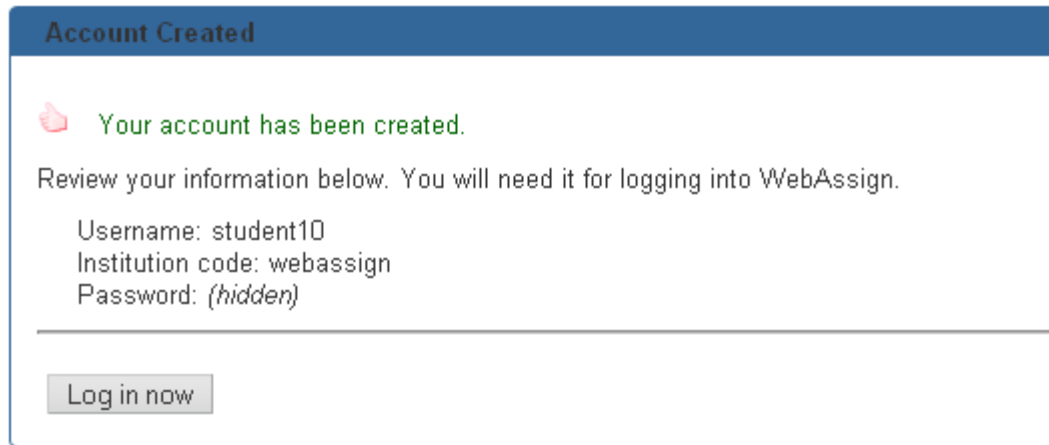
Last Name *

Email Address *

Student ID Number

Be Sure to Remember your Login!

- After clicking **Create My Account** a confirmation page displays.



- Remember what you entered as your username and password.
- Click **Log in now**

How Do I Pay for WebAssign?

After logging in you may see a notice that includes Grace Period information and payment options.

- You can
 - register a code number if you have an Access Code card
 - or-
 - you can buy an Access Code online with a credit card.

- After the Grace Period you will see the payment options and not be able to continue without entering an Access Code.

Payment/Code Registration Screen


WebAssign

Wednesday, August 27, 2008 03:27 PM EDT

Logged In as student@webassign

[Logout](#)

[Home](#) | [My Assignments](#) | [Grades](#) | [Communication](#) | [Calendar](#)

 [Notifications](#) | [Guide](#) | [Help](#) | [My Options](#)

Home

WebAssign Test Student
Chem 231, section 001, Spring 2008
Instructor: Mike Norris (WebAssign Staff)
WebAssign University

WebAssign Notices

According to our records you have not yet entered an access code for this class. The grace period will end Tuesday, September 9, 2008 at 3:26 PM EDT. After that date you will no longer be able to see your WebAssign assignments or grades, until you enter an access code.

If you have an access code (purchased with your textbook or from your bookstore) choose the appropriate prefix from the menu below. If your access code is not listed please contact your instructor.

-or-

You may purchase an access code online.

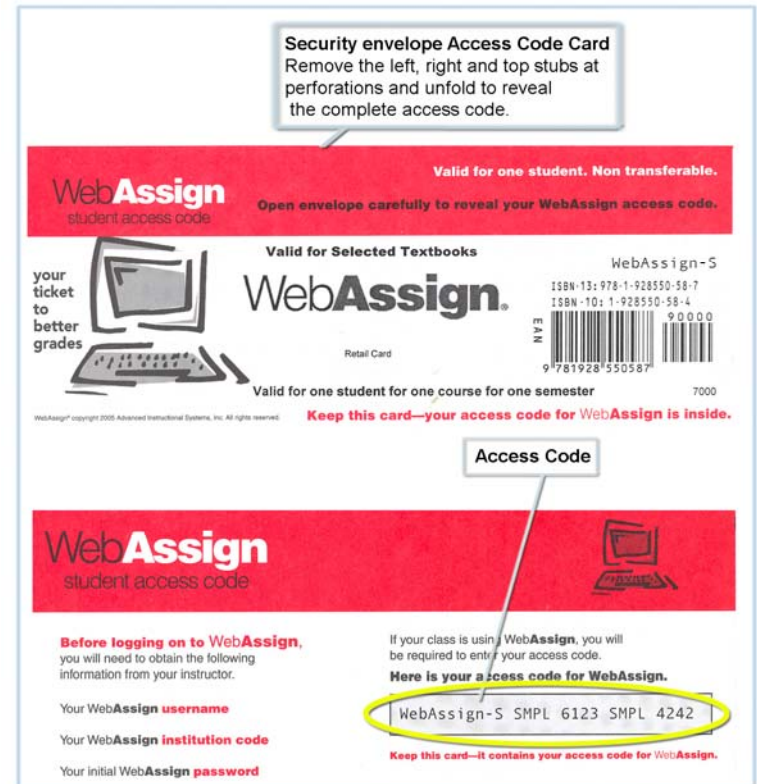
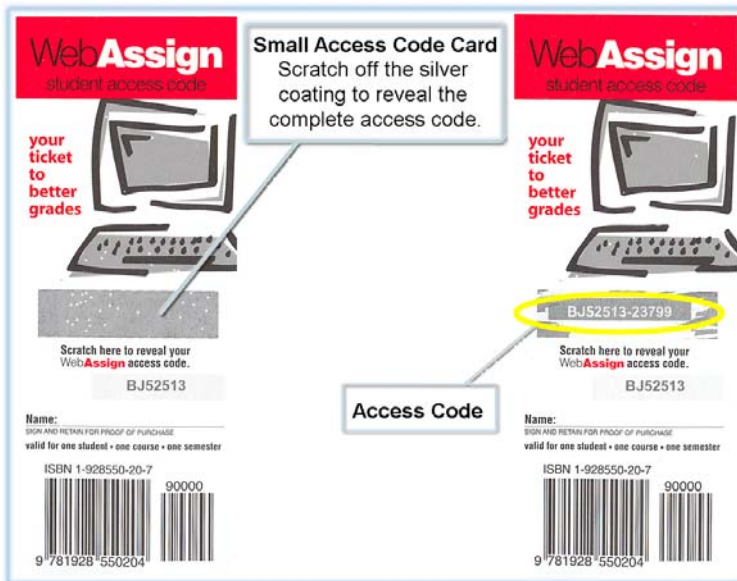
[Purchase an access code online](#)

[Continue without entering an access code](#)

(12 days remaining)

What Does An Access Code Look Like?

Your access code card will look like this or this



How Do I Reset My Password?

- After logging in, click the My Options link in the upper right corner.
 - Fill in your new Password then re-enter for confirmation.
 - Fill in your old Password where requested in the lower left corner.
 - Be sure to add an email address if none is listed.
 - Click Save.

My Options [Close this window](#)

Personal Info **Settings**

Username	studentdemo	
Institution	WebAssign University (webassign)	
Fullname	Class, Student	
Email Address	<input type="text" value="student@democlass.com"/>	
Change Password	<input type="text"/>	(enter new password)
	<input type="text"/>	(reenter for confirmation)
If you made any changes above enter your current password here and then click save:		
<input type="text"/>		<input type="button" value="Save"/>

What If I Forget My Password?

- If you know your username, institution code and the email address on file for your account, you can request to reset your password from the login page.

WebAssign Login

Welcome to WebAssign!

Username

Institution [\(what's this?\)](#)

Password [\(Reset Password\)](#)

Log In

Use the username, institution, and password provided by your instructor or account representative.

[\(Trouble Logging In?\)](#)

- Otherwise you will need to ask your instructor to reset your password.

Student Guide

- Links to the WebAssign Student Guide are available on your login page and after logging in. Please read over the guide so you are familiar with:
 - How to access and open assignments
 - How to submit answers to various types of questions
 - How to ask your teacher for help
 - How to view scores and grades
 - How to find additional available resources

Need Additional Help ?

■ Phone support: (800) 955-8275

- 8:00 am - 8:00 pm ET Mon-Fri
- 2:00 pm – 10:00 pm ET Sun

■ E-mail support: support@webassign.net

- 8:00 am - 11:00 pm ET Mon-Fri
- 12:00 pm – 4:00 pm ET Sat
- 12:00 pm – 10:00 pm ET Sun