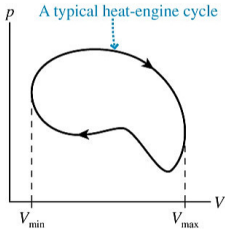
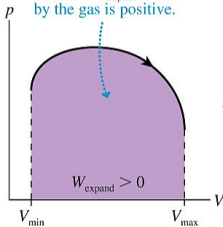


(a)

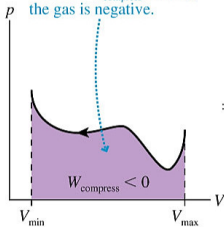


(b)

As the gas expands, the work W_{expand} done by the gas is positive.



As the gas is compressed, the work W_{compress} done by the gas is negative.



The net work done by the gas is the area enclosed within the curve.

