

November 14, 2012      Physics 131      Prof. E. F. Redish

■ **Theme Music: Sons of the Pioneers**

*Cool Water*

■ **Cartoon: Wiley Miller**

*Non-Sequitur*



12/14/12

Physics 131

1

**Foothold ideas:**  
**Matter Current (incompressible)**

- $Q = \text{Current} = (\text{volume crossing a surface})/s$

$$[Q] = \text{m}^3/\text{s}$$

$$\vec{Q} = \frac{(A\Delta\vec{x})}{\Delta t} = \frac{(A\vec{v}\Delta t)}{\Delta t} = A\vec{v}$$

- Conservation of matter:

“What goes in must come out.”

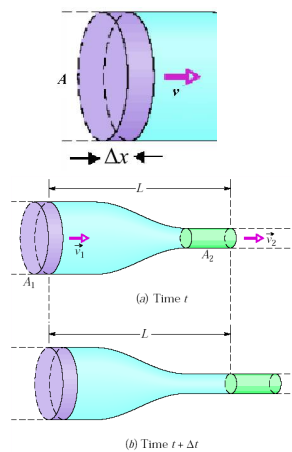
$$\Delta V_{in} = \Delta V_{out}$$

$$A_1(v_1\Delta t) = A_2(v_2\Delta t)$$

$$Q = Av = \text{constant}$$

12/14/12

Physics 131



## Reading questions

- I am confused as to how flow rate increases with the fourth power of the tube radius. Intuition seems to say that if you have a larger tube than the flow will be lower since the pressure is lower. I can see from the equation why it makes sense, but I do not understand physically why it is this way.
- The reading says: " fluid keeps moving at a constant speed, the pressure must drop as we go downstream." I don't see why the pressure must go down as we move downstream. what makes the pressure different? For example in a hose when water is moving through, shouldn't the water have the same pressure throughout the whole tube?until the very end in which the water come out?

12/14/12

Physics 131

4

## Viscous Drag

- A fluid flowing in a pipe doesn't slip through the pipe frictionlessly.
- The fluid sticks to the walls moves faster at the middle of the pipe than at the edges.  
As a result, it has to "slide over itself" (shear).
- There is friction between layers of fluid moving at different speeds that creates a viscous drag force, trying to reduce the sliding.
- The drag is proportional to the speed and the length of pipe.

$$F_{drag} = 8\pi\mu L v$$

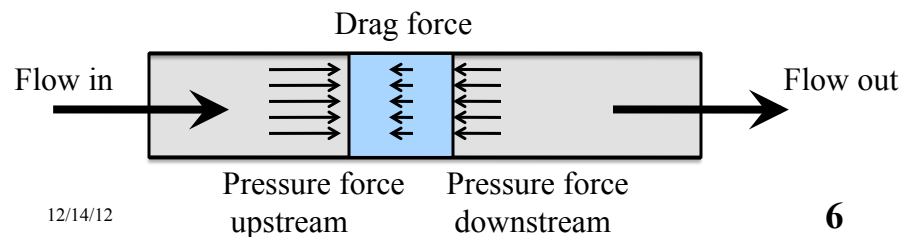
12/14/12

Physics 131

5

## Implication: Pressure drop

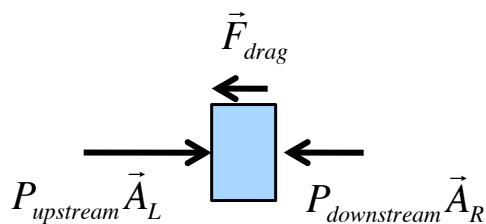
- If we have a fluid moving at a constant rate and there is drag, N2 tells us there must be another force to balance the drag.
- The internal pressure in the fluid must drop in the direction of the flow to balance drag.



6

## The Hagen-Poiseuille Law

- If the pressure drop balances the drag (and thereby maintains a constant flow) N2 tells us



$$\Delta P A = 8\pi\mu L v$$

$$\Delta P A = 8\pi\mu L \left( \frac{Q}{A} \right)$$

$$\Delta P = \left( \frac{8\pi\mu L}{A^2} \right) Q = \left( \frac{8\mu L}{\pi R^4} \right) Q$$

$$\Delta P = ZQ$$

12/14/12

Physics 131

7